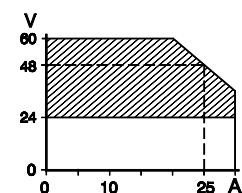
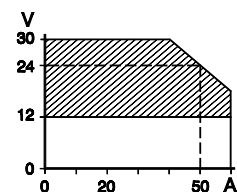




## 1200 S - Series 1200 W SWITCHED MODE DC POWER SUPPLY

Models	Voltage	Current
1200 S 24	12 -15 V	60 A
	24 V	50 A
	30 V	40 A
1200 S 48	24 - 30 V	30 A
	48 V	25 A
	60 V	20 A



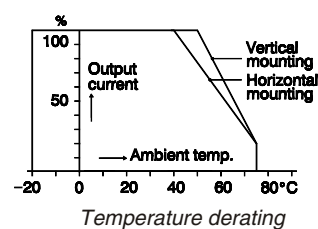
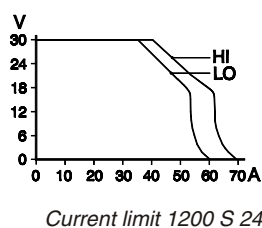
### Features :

- Very high reliability, MTBF up to 1.000.000 hrs
- Natural convection cooling
- High efficiency 89%
- Under-voltage alarm contact
- Low output ripple, 7 mV rms
- Low inrush current
- Short circuit protected
- Analog programmable
- Build-in diode for redundant parallel operating
- No RFI problems, RFI filters in output and input

## Specifications :

- Input voltage : AC 198-264 V 48-62 Hz 8.2 Arms fuse 15 A T, crest factor 2.2  
: AC 99-132 V 48-62 Hz 16.4 Arms fuse 25 A T  
: DC contact factory
- Insulation  
Input / output : 3750 V rms (1min)  
Input / case : 2500 V rms (1min)  
Output / case : 500 V DC
- Inrush current : Limited by 39 Ohm (shorted after startup)
- Line disortion : Kept low by large low frequency choke input
- Power factor : 0.72 at 230 V AC input and full load.
- Safety : EN 60950 / EN 61010  
SELV / PELV ( for 1200 S 24 only )
- EMC : EN 61204-3 Power Supply Standard  
: EN 61000-6-3 Emission (EN 55022B)  
: EN 61000-6-2 Immunity
- VDE0160 impulse test : Input with stands non periodic impulse  
2.3  $\hat{U}_n$  0.3 ms of VDE0160 class 1
- Parallel operation : For safe parallel operation put current operation  
limit switch at 'LO' ( max.1100 W)
- Redundant parallel : Use R+ connection via build-in Schottky diode to separate the outputs. put current limit at 'LO'  
Do not use remote sensing.
- Output voltage : Screwdriver adjustable with 10  
turn potmeter at the rear side.  
Also programmable by 2-5 V
- Efficiency : 89% at 230 V AC input.
- Temp. coeff. :  $5 \cdot 10^{-5}$  per °C
- Stability :  $3 \cdot 10^{-4}$  during 8 hrs under  
constant conditions, after 1 hr  
warm up.
- Regulation  
Load 0 - 100% : Better than 10 mV  
Line 198 -264 V : Better than 5 mV
- Ripple + noise (BW = 20 MHz) : Max. 7 mV rms, 20 mV pp
- Output imp. : Less than 0.05 Ohm up  
to 100kHz
- Recovery time : 0.3 milliseconds to recover within  
100 mV after 50 to 100% load  
step. Max deviation 300 mV.
- Hold-up time : 15 ms at 115 or 230 V AC input  
and full load. 30 ms at half load.
- Series operation : Up to 500 V total Voltage.

- Under voltage alarm contact : changes over when output voltage drops  
to 10% below the set value. Contact rating  
100 mA / 30 V.
- Remote control : Is possible with a 10 K $\Omega$  potmeter.
- Remote programming : Output voltage is programmable with 2-5 V,  
corresponding with 12-30 V (24-60 V).  
Programming speed is 100 ms from 12-30 V  
(24-60 V) at max. current. Programming input  
is not isolated ( connected to - output)
- Remote sensing : max. 3 V per load lead. however the sum of  
voltage across load + leads cannot exceed  
30 V (60 V) With parallel operation remote  
sensing is not recommended.
- Remote on/off : By 5 V, optocoupler isolated.
- Ambient temperature  
Storage : - 40 to + 85 °C  
Operating : - 20 to + 50 °C mounted vertically  
: - 20 to + 40 °C mounted horizontally
- Overload Protection : Continuous overload and short circuit  
does not harm the unit. At short circuit  
the power supply produces an audible  
bleep.
- Voltage limit : For safety an extra regulation circuit limits  
the output voltage to about 31 V (62 V) in  
in case of malfunction of the normal  
regulation. This limit is internally adjustable  
20-31 V (40-62 V) (R111).
- Led lamps : Green leds on the front and rear panel  
indicate output voltage.
- Wall mounting : The natural convection cooling functions  
best when the unit is mounted vertically  
as drawn ( input at upper side )  
The covers are used as heat sinks, so  
some space between cover and wall is  
necessary.



- Current limit : Can be put on HI or LO with a switch on the front panel. From 30 V to 18 V (60 to 36 V) the current limit follows  
more or less a constant power curve. below 18 V (36 V) it resembles a constant current curve.

- Dim and weight : Height : 88 mm  
 : Width : 433 mm  
 : Depth : 385 mm  
 : Weight : 11 kg

- 19" rack adapter : Although vertical mounting is preferred for optimal cooling, the unit can also be mounted horizontally in a 19" rack (2 U)  
 The current limit switch has to be put on 'LO' (max. 1100W).  
 When forced air cooling is used, the full 1200 W can be taken continuously (limit on 'HI').

- Ambient temperature  
 Storage : - 40 to + 85 °C  
 Operating : - 20 to + 50 °C mounted vertically  
 : - 20 to + 40 °C mounted horizontally

