



■ Features :

- Constant voltage mode power supply
- Universal AC input / Full range
- Withstand 300VAC Surge input for 5 seconds
- Protections: Short circuit / Over load / Over voltage
- Fully isolated plastic case
- Cooling by free air convection
- Small and compact size
- IP42 design
- Class 2 power unit
- Pass LPS
- 100% full load burn-in test
- Low cost, high reliability
- Suitable for LED related fixture or appliance (such as LED Decoration or Advertisement devices)(Note.9)
- 2 years warranty



■ GTIN CODE

MW Search: <https://www.meanwell.com/serviceGTIN.aspx>

SPECIFICATION

IP42 LPS

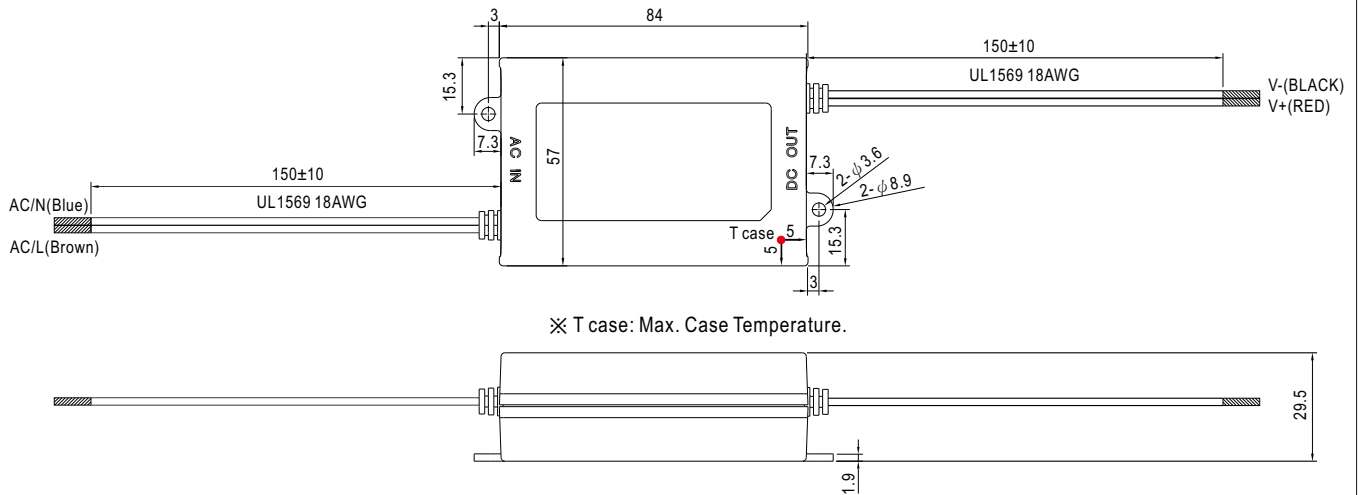
IS 15885 (Part 2/Sec13)
R-41027766 (except for 15V,36V)



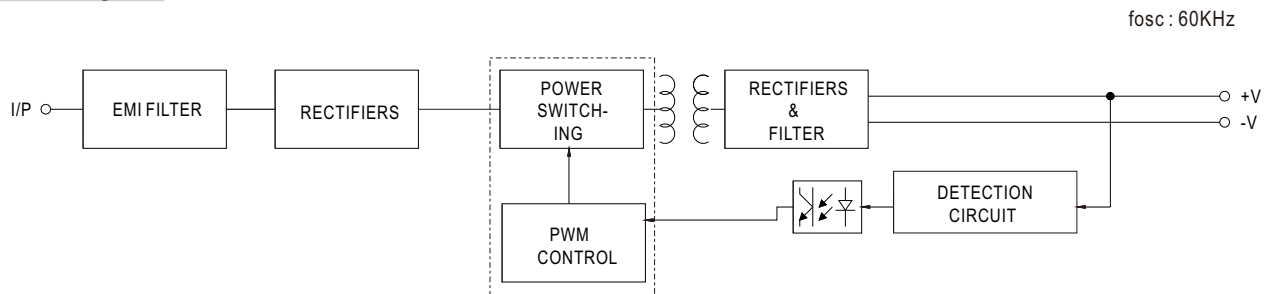
| MODEL | APV-25-5 | APV-25-12 | APV-25-15 | APV-25-24 | APV-25-36 | |
|--------------|---|--|--------------------------|--------------------------------------|------------|--------------|
| OUTPUT | DC VOLTAGE | 5V | 12V | 15V | 24V | 36V |
| | RATED CURRENT | 3.5A | 2.1A | 1.68A | 1.05A | 0.7A |
| | CURRENT RANGE | 0 ~ 3.5A | 0 ~ 2.1A | 0 ~ 1.68A | 0 ~ 1.05A | 0 ~ 0.7A |
| | RATED POWER | 17.5W | 25.2W | 25.2W | 25.2W | 25.2W |
| | RIPPLE & NOISE (max.) Note.2 | 120mVp-p | 150mVp-p | 150mVp-p | 150mVp-p | 150mVp-p |
| | VOLTAGE TOLERANCE Note.3 | ±5.0% | | | | |
| | LINE REGULATION | ±1.0% | | | | |
| | LOAD REGULATION | ±2.0% | | | | |
| INPUT | SETUP, RISE TIME Note.6 | 1500ms, 30ms / 230VAC | | 1500ms, 30ms / 115VAC at full load | | |
| | HOLD UP TIME (Typ.) | 20ms/230VAC | 12ms/115VAC at full load | | | |
| | VOLTAGE RANGE Note.4 | 90 ~ 264VAC | 127 ~ 370VDC | | | |
| | FREQUENCY RANGE | 47 ~ 63Hz | | | | |
| | EFFICIENCY (Typ.) | 75.5% | 82% | 83% | 83% | 84% |
| | AC CURRENT | 0.4A/230VAC | | 0.8A/115VAC | | |
| PROTECTION | INRUSH CURRENT(Typ.) | COLD START 45A(twidth=310µs measured at 50% Ipeak) at 230VAC | | | | |
| | MAX. No. of PSUs on 16A CIRCUIT BREAKER | 9 units (circuit breaker of type B) / 15 units (circuit breaker of type C) at 230VAC | | | | |
| | LEAKAGE CURRENT | 0.25mA / 240VAC | | | | |
| | OVER LOAD | Above 105% rated output power Protection type : Hiccup mode, recovers automatically after fault condition is removed | | | | |
| | OVER VOLTAGE | 5.75 ~ 6.95V | 13.8 ~ 16.2V | 17.25 ~ 21V | 27 ~ 32.4V | 41.4 ~ 48.6V |
| ENVIRONMENT | PROTECTION | Protection type : Shut down o/p voltage, re-power on to recover | | | | |
| | WORKING TEMP. | -30 ~ 70°C (Refer to "Derating Curve") | | | | |
| | WORKING HUMIDITY | 20 ~ 90% RH non-condensing | | | | |
| | STORAGE TEMP., HUMIDITY | -40 ~ +80°C, 10 ~ 95% RH | | | | |
| | TEMP. COEFFICIENT | ±0.03%/°C (0 ~ 50°C) | | | | |
| SAFETY & EMC | VIBRATION | 10 ~ 500Hz, 2G 10min./1cycle, period for 60min. each along X, Y, Z axes | | | | |
| | SAFETY STANDARDS | UL8750 , CSA-C22.2 No. 250.0-13, BIS IS15885(except for 15V,36V), EAC TP TC 004,IP42 BS EN/EN 62368-1approved | | | | |
| | WITHSTAND VOLTAGE | I/P-O/P:3KVAC | | | | |
| | ISOLATION RESISTANCE | I/P-O/P:>100M Ohms / 500VDC / 25°C / 70% RH | | | | |
| | EMC EMISSION | Compliance to BS EN/EN55032,BS EN/EN61000-3-2 Class A,BS EN/EN61000-3-3, EAC TP TC 020 | | | | |
| OTHERS | EMC IMMUNITY | Compliance to BS EN/EN55024, BS EN/EN61000-4-2,3,4,5,6,8,11; light industry level(surge 2KV), EAC TP TC 020 | | | | |
| | MTBF | 5489.6K hrs min. Telcordia SR-332 (Bellcore); | | 600.0K hrs min. MIL-HDBK-217F (25°C) | | |
| | DIMENSION | 84*57*29.5mm (L*W*H) | | | | |
| NOTE | PACKING | 0.13Kg; 72pcs / 10.4Kg / 0.92CUFT | | | | |
| | NOTE | <p>1. All parameters NOT specially mentioned are measured at 230VAC input, rated load and 25°C of ambient temperature.</p> <p>2. Ripple & noise are measured at 20MHz of bandwidth by using a 12" twisted pair-wire terminated with a 0.1µf & 47µf parallel capacitor.</p> <p>3. Tolerance : includes set up tolerance, line regulation and load regulation.</p> <p>4. Derating may be needed under low input voltage. Please check the static characteristics for more details.</p> <p>5. The power supply is considered as a component that will be operated in combination with final equipment. Since EMC performance will be affected by the complete installation, the final equipment manufacturers must re-quality EMC Directive on the complete installation again.</p> <p>6. Length of set up time is measured at first cold start. Turning ON/OFF the power supply may lead to increase of the set up time.</p> <p>7. The ambient temperature derating of 3.5°C/1000m with fanless models and of 5°C/1000m with fan models for operating altitude higher than 2000m(6500ft).</p> <p>8. For any application note and IP water proof function installation caution, please refer our user manual before using. https://www.meanwell.com/Upload/PDF/LED_EN.pdf</p> <p>9. This product is not intended for LED lighting luminaire applications in the EU.(In the EU the LPF/NPF/XLG series are recommended.)</p> <p>10. To fulfill requirements of latest ErP regulation for lighting luminaires, this LED Driver can only be used behind a switch without permanently connected to mains.</p> <p>※ Product Liability Disclaimer : For detailed information, please refer to https://www.meanwell.com/serviceDisclaimer.aspx</p> | | | | |

Mechanical Specification

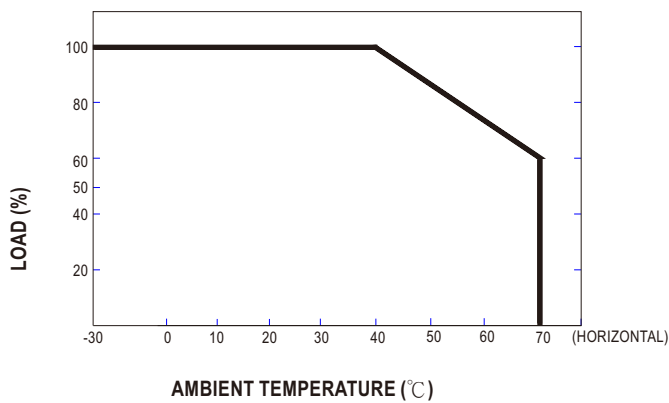
Case No.PCD16A Unit:mm



Block Diagram



Derating Curve



Static Characteristics

