


### Features

- ◆ Semi-regulated output (load)
- ◆ Industry standard pinout
- ◆ High efficiency up to 88.5%
- ◆ Single and dual output models
- ◆ I/O isolation voltage 1000 VDC
- ◆ Operationally reliable up to 5'000m altitude
- ◆ Operating temperature range  
-40°C to +95°C
- ◆ 3-year product warranty



The TRA 1 series are miniature, I/O-isolated 1W DC/DC-converters with a semi load regulation. They are the ideal solution to power drivers and circuits where unregulated DC/DC converters do not meet the input voltage range at load change.

### Models

Order code	Input voltage	Output voltage	Output current max.	Load regulation max.	Efficiency typ.
TRA 1- 0511	5 VDC ±10%	5 VDC	200 mA	6.5 %	84 %
TRA 1- 0519		9 VDC	110 mA	5 %	87 %
TRA 1- 0512		12 VDC	84 mA	5.2 %	87 %
TRA 1- 0513		15 VDC	67 mA	5 %	87.5 %
TRA 1- 0521		±5 VDC	±100 mA	5.2 %	84.5 %
TRA 1- 0522		±12 VDC	±42 mA	4.6 %	86.5 %
TRA 1- 0523		±15 VDC	±34 mA	4.5 %	86.5 %
TRA 1- 1211	12 VDC ±10%	5 VDC	200 mA	5 %	84 %
TRA 1- 1219		9 VDC	110 mA	3.4 %	86.5 %
TRA 1- 1212		12 VDC	84 mA	3.4 %	88.5 %
TRA 1- 1213		15 VDC	67 mA	2.7 %	88 %
TRA 1- 1221		±5 VDC	±100 mA	3.9 %	84.5 %
TRA 1- 1222		±12 VDC	±42 mA	2.9 %	88.5 %
TRA 1- 1223		±15 VDC	±34 mA	2.6 %	87.5 %
TRA 1- 2411	24 VDC ±10%	5 VDC	200 mA	3.7 %	84 %
TRA 1- 2419		9 VDC	110 mA	2.5 %	86.5 %
TRA 1- 2412		12 VDC	84 mA	2.4 %	87.5 %
TRA 1- 2413		15 VDC	67 mA	2.3 %	87.5 %
TRA 1- 2421		±5 VDC	±100 mA	3.7 %	83.5 %
TRA 1- 2422		±12 VDC	±42 mA	2.4 %	87 %
TRA 1- 2423		±15 VDC	±34 mA	2.3 %	87 %

### Input Specifications

Input current no load / full load	5 Vin models	30 mA / 240 mA typ.
	12 Vin models	12 mA / 100 mA typ.
	24 Vin models	11 mA / 50 mA typ.
Surge voltage (1 s max.)	5 Vin models	9 V max.
	12 Vin models	18 V max.
	24 Vin models	30 V max.
Reflected input ripple current	12 Vin models	4 mA typ.
	other models	8 mA typ.
Input filter	internal capacitor	
Recommended input fuse (slow blow type)	5 Vin models:	500 mA
	12 Vin models:	200 mA
	24 Vin models:	100 mA

### Output Specifications

Voltage balance (dual output models, balanced loads)	0.1 % typ. / 1 % max.	
Regulation	– Input variation (1 % change of Vin)	1.05 % typ. / 1.2 % max.
	– Load variation	see model table and graph 1 on page 3
Ripple and noise (20 MHz Bandwidth)	60 mVp-p max.	
Temperature coefficient	±0.01 %/K typ. / ±0.02 %/K max.	
Short circuit	limited 0.5 s max.	
Capacitive load	single output models:	220 µF max.
	dual output models:	100 µF max. (each output)

### General Specifications

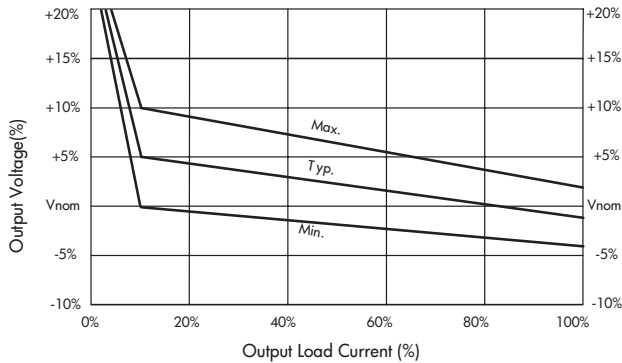
Temperature ranges	– Operating	–40°C to +95°C
	– Case temperature	+95°C max.
	– Storage	–50°C to +125°C
Derating	5 %/K above +85°C	
Humidity (non condensing)	95 % rel H max.	
Reliability, calculated MTBF (MIL-HDBK-217F, at +25°C, ground benign)	>2'000'000 h	
Isolation voltage (60 s)	Input/Output	1'000 VDC
Isolation capacitance	Input/Output	60 pF typ. / 120 pF max.
Isolation resistance	Input/Output	>1'000 MOhm
Switching frequency	50 to 120 kHz (frequency modulation)	
Altitude during operation	up to 5'000 m approved	
Safety standards	IEC 60950-1:2005 (2nd edition) + Am 1:2009 EN 60950-1:2006 + Am 1:2010 + Am 11:2009	
Safety approvals	– CB scheme	IEC 60950-1
	– CSA certification	UL 60950-1, CSA 60950-1-07
	– Certification documents	<a href="http://www.tracopower.com/overview/tra1">www.tracopower.com/overview/tra1</a>

All specifications valid at nominal input voltage, full load and +25°C after warm-up time unless otherwise stated.

**Physical Specifications**

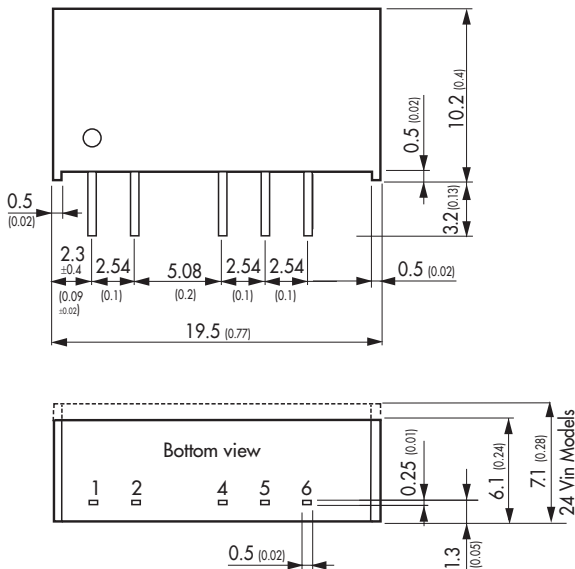
Casing material	non conductive plastic (UL 94V-0 rated)	
Weight	5 & 12 Vin models: <b>2.2 g</b> (0.07 oz)	24 Vin models: <b>2.6 g</b> (0.09 oz)
Soldering temperature	max. 260°C, 10 s (1.5 mm from case)	
Environmental compliance	- Reach - RoHS	<a href="http://www.tracopower.com/products/reach-declaration.pdf">www.tracopower.com/products/reach-declaration.pdf</a> RoHS directive 2011/65/EU

Graph 1: Load regulation



Supporting documents: [www.tracopower.com/overview/tra1](http://www.tracopower.com/overview/tra1)

**Outline Dimensions**



Pin-Out		
Pin	Single	Dual
1	+Vin (Vcc)	+Vin (Vcc)
2	-Vin (GND)	-Vin (GND)
4	-Vout	-Vout
5	No pin	Common
6	+Vout	+Vout

Dimensions in [mm], ( ) = Inch  
Pin pitch tolerances:  $\pm 0.13$  ( $\pm 0.005$ )  
Case tolerances:  $\pm 0.25$  ( $\pm 0.01$ )

Specifications can be changed without notice! Make sure you are using the latest documentation, downloadable at [www.tracopower.com](http://www.tracopower.com)