



**Микро-Чип**  
электронные компоненты

Наличие и актуальные цены на

**AM1/4L-2405S-NZ**

<https://www.icmicro.ru/store/AM1/4L-2405S-NZ/>



**FEATURES:**

- RoHS Compliant
- SMD Package
- Low ripple and noise
- High efficiency up to 68%
- Operating temperature -40°C to + 85°C
- Input/Output Isolation 1000 and 3000VDC
- Pin compatible with multiple manufacturers
- UL94-VO Package



**Models**  
Single output

Model	Input Voltage (V)	Output Voltage (V)	Output Current max (mA)	Isolation (VDC)	Efficiency (%)
AM1/4L-1205S-NZ	10.8-13.2	5	50	1000	65
AM1/4L-0505SH30-NZ	4.5-5.5	5	50	3000	64
AM1/4L-1205SH30-NZ *	10.8-13.2	5	50	3000	66
AM1/4L-1212SH30-NZ	10.8-13.2	12	20	3000	67

**Models**  
Dual output

Model	Input Voltage (V)	Output Voltage (V)	Output Current max (mA)	Isolation (VDC)	Efficiency (%)
AM1/4L-0505DH30-NZ **	4.5-5.5	±5	±25	3000	64

NOTE: Add suffix "TR" to a part number when ordering in tape and reel package.

\* For new designs, please see new generation model AM1/4LS-1205SH30-NZ; model AM1/4L-1205SH30-NZ will be discontinued by December 31st, 2017 (EOL date).

\*\* For new designs, please see new generation model AM1LS-0505DH30-NZ; model AM1/4L-0505DH30-NZ will be discontinued by December 31st, 2017 (EOL date).

**Input Specifications**

Parameters	Nominal	Typical	Maximum	Units
Voltage range	5	4.5-5.5		VDC
	12	10.8-13.2		
Filter	Capacitor			

**Isolation Specifications**

Parameters	Conditions	Typical	Rated	Units
Tested I/O voltage	60 sec		1000 & 3000	VDC
Resistance		> 1000		MOhm
Capacitance		60		pF

**Output Specifications**

Parameters	Conditions	Typical	Maximum	Units
Voltage accuracy	See the tolerance graph	±5		%
Voltage balance	Dual Output	±2		%
Line voltage regulation	For 1% change of Vin	±1.2		%
Load voltage regulation	Load 10 – 100%	10		%
Temperature coefficient		±0.03		%/°C
Ripple & Noise	At 20MHz Bandwidth	75		mV p-p

**General Specifications**

Parameters	Conditions	Typical	Maximum	Units
Switching frequency	100% load single	100		KHz
	100% load dual	150		KHz
Short circuit protection		Momentary (1sec)		
Operating temperature	Without derating	-40 to +85		°C

Storage temperature		-55 to +125	°C
Cooling	Free air convection		
Humidity		95	%
Case material	Plastic UL94-VO		
Weight		1.5	g
Dimensions (L x W x H)	Single 1000VDC	0.50 x 0.44 x 0.26 inch	12.70 x 11.20 x 6.70 mm
	Single and Dual 3000 VDC	0.60 x 0.44 x 0.26 inch	15.24 x 11.20 x 6.70 mm
MTBF	>3 500 000hrs (MIL-HDBK -217F, Ground Benign, t=+25°C)		
Max Case Temperature		95	°C

NOTE: All specifications in this datasheet are measured at an ambient temperature of 25°C, humidity<75%, nominal input voltage and at rated output load unless otherwise specified

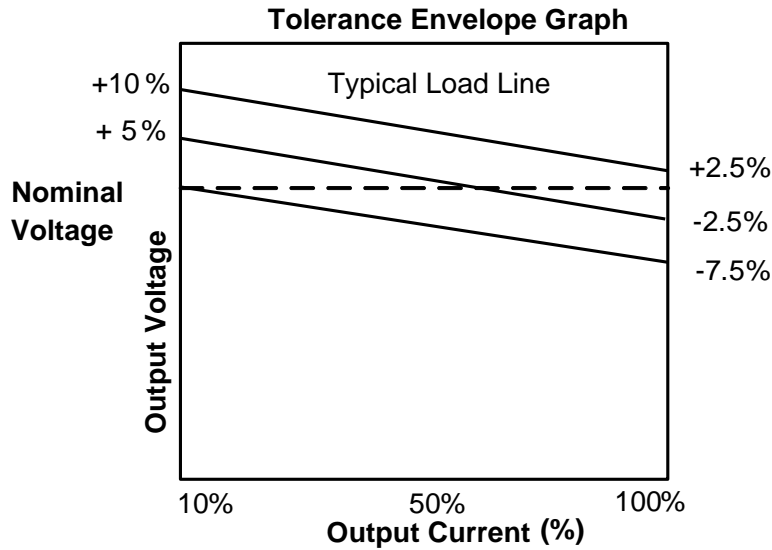
**Pin Out Specifications  
Single 1000VDC**

Pin	Single
1	- V Input
2	+ V Input
3	N.C.
4	- V Output
5	+ V Output
6	N.C.
7	N.C.
8	N.C.

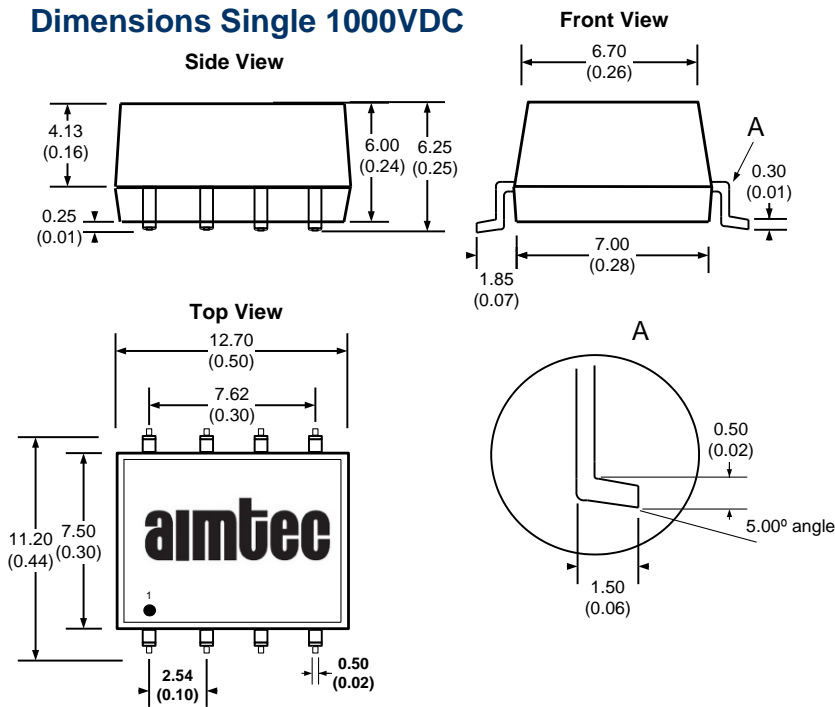
**Pin Out Specifications  
Single and Dual 3000VDC**

Pin	Single	Dual
1	- V Input	- V Input
2	+ V Input	+ V Input
3	N.C.	N.C.
5	-V Output	Common
6	N.C.	-V Output
7	N.C.	N.C.
8	+V Output	+V Output
10	N.C.	N.C.
11	N.C.	N.C.
12	N.C.	N.C.

**Typical characteristics**

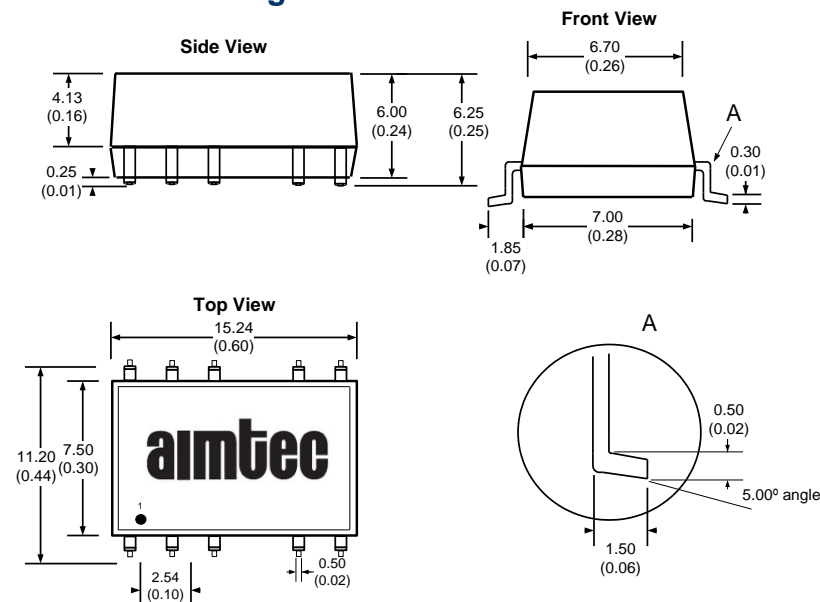


**Dimensions Single 1000VDC**



All dimensions are in mm (inch)  
 All Pins are on a 2.54mm (0.10inch) pitch  
 with tolerance of ±0.25mm (0.01inch)

**Dimensions single and dual 3000VDC**



All dimensions are in mm (inch)  
 All Pins are on a 2.54mm (0.10inch) pitch  
 with tolerance of ±0.25mm (0.01inch)

**NOTE:** 1. Datasheets are updated as needed and as such, specifications are subject to change without notice. Once printed or downloaded, datasheets are no longer controlled by Aimtec; refer to [www.aimtec.com](http://www.aimtec.com) for the most current product specifications. 2. Product labels shown, including safety agency certifications on labels, may vary based on the date manufactured. 3. Mechanical drawings and specifications are for reference only. 4. All specifications are measured at an ambient temperature of 25°C, humidity < 75%, nominal input voltage and at rated output load unless otherwise specified. 5. Aimtec may not have conducted destructive testing or chemical analysis on all internal components and chemicals at the time of publishing this document. CAS numbers and other limited information are considered proprietary and may not be available for release. 6. This product is not designed for use in critical life support systems, equipment used in hazardous environments, nuclear control systems or other such applications which necessitate specific safety and regulatory standards other than the ones listed in this datasheet. 7. Warranty is in accordance with Aimtec's standard Terms of Sale available at [www.aimtec.com](http://www.aimtec.com).