

AC/DC 200W Enclosed Switching Power Supply

LMF200-23BxxUH, LMF200-23BxxUH-C, LMF200-23BxxUH-YW Series

MORNSUN®



CE Report
EN62368-1



GB4943.1



BS EN 62368-1

RoHS



FEATURES

- Universal 85 - 305VAC or 120 - 430VDC Input voltage
- Accepts AC or DC input (dual-use of same terminal)
- Semi-potted process, fanless design
- Operating ambient temperature range: -40°C to +70°C
- High efficiency, active PFC
- 150% peak load output for 1 second
- High I/O isolation test voltage up to 4000VAC
- Output short circuit, over-current, over-voltage, over-temperature protection
- Operating altitude up to 5000m
- 3 years warranty

LMF200-23BxxUH series is one of Mornsun's enclosed fanless semi-potted ultra narrow AC-DC switching power supply, it is suitable for industrial and outdoor occasions where the application environment is relatively harsh. It features 305VAC operating conditions, universal AC input and at the same time accepts DC input voltage, cost-effective, high PF value, high efficiency, high reliability, 150% peak load output and operating altitude up to 5000m. These converters offer excellent EMC performance and meet UL/EN/BS EN 62368, EN60335, EN61558, GB4943 standards and they are widely used in areas of industrial, lighting, electricity, security, telecommunications, smart home etc.

Selection Guide

Certification	Part No.*	Output Power (W)	Nominal Output Voltage and Current (Vo/Io)	Output Voltage Adjustable Range (V)	Efficiency at 230VAC (%) Typ.	Max. Capacitive Load (µF)
CCC/EN	LMF200-23B05UH	200	5V/40A	4.5-5.5	91	10000
	LMF200-23B12UH	200.4	12V/16.7A	11.4-12.6	93	8000
	LMF200-23B24UH	201.6	24V/8.4A	22.8-25.2	94	5000
EN (Pending)	LMF200-23B28UH	200.2	28V/7.15A	26.6-29.4	94	4000
CCC/EN	LMF200-23B36UH	201.6	36V/5.6A	34.2-37.8	94	3000
	LMF200-23B48UH	201.6	48V/4.2A	45.6-50.4	94	2000

Note: *Use suffix "C" for terminal with protective cover and 12V, 24V output product with optional salt-spray proof at terminal: LMF200-23BxxUH-YW.

Input Specifications

Item	Operating Conditions		Min.	Typ.	Max.	Unit
Input Voltage Range	AC input		85	--	305	VAC
	DC input		120	--	430	VDC
Input Voltage Frequency			47	--	63	Hz
Input Current	115VAC		--	2.1	2.5	A
	230VAC		--	1.0	1.2	
Inrush Current	115VAC		--	40	--	A
	230VAC		--	80	--	
Power Factor	115VAC		--	0.98	--	--
	230VAC		--	0.95	--	
Leakage Current	240VAC		<0.5mA			
Hot Plug			Unavailable			

Output Specifications

Item	Operating Conditions		Min.	Typ.	Max.	Unit
Output Voltage Accuracy	Full load range	5V	--	±2.0	--	%
		12V/24V/28V/36V/48V	--	±1.0	--	

MORNSUN®

MORNSUN Guangzhou Science & Technology Co., Ltd.

2023.02.14-A/3

Page 1 of 6

MORNSUN Guangzhou Science & Technology Co., Ltd. reserves the copyright and right of final interpretation

AC/DC 200W Enclosed Switching Power Supply

LMF200-23BxxUH, LMF200-23BxxUH-C, LMF200-23BxxUH-YW Series

MORNSUN®

Line Regulation	Rated load	5V	--	±0.5	--	
		12V/24V/28V/36V/48V	--	±0.3	--	
Load Regulation	0% - 100% load	5V	--	±1.0	--	
		12V/24V/28V/36V/48V	--	±0.5	--	
Ripple & Noise*	20MHz bandwidth (peak-to-peak value), 25°C	5V	--	--	200	mV
		12V/24V/28V/36V	--	--	240	
		48V	--	--	300	
Temperature Coefficient			--	±0.03	--	%/°C
Minimum Load			0	--	--	%
Hold-up Time	115VAC/230VAC		10	--	--	ms
Short Circuit Protection	Recovery time <10s after the short circuit disappear.	5V	Hiccup mode, constant current (200%Io-300%Io) works 200ms, turn off 10s, continuous, self-recover			
		12V/24V/36V/48V	Hiccup mode, constant current (200%Io-300%Io) works 1s, turn off 10s, continuous, self-recover			
Over-current Protection	230VAC, rated load	Normal temperature, high temperature	105% - 200% Io, delay protection, delay time 1s, self-recovery after the abnormality is removed			
		Low temperature	≥105%Io, delay protection, delay time 1s, self-recovery after the abnormality is removed			
Over-voltage Protection	5V	<6.3V (Hiccup, self-recover)				
	12V	<16V (Hiccup, self-recover)				
	24V	<35V (Hiccup, self-recover)				
	28V	<35V (Hiccup, self-recover)				
	36V	<47V (Hiccup, self-recover)				
	48V	<60V (Hiccup, self-recover)				
Over-temperature Protection		Output voltage turn off, self-recover after the temperature drops				
Note: *The "Tip and barrel method" is used for ripple and noise test, output parallel 47uF electrolytic capacitor and 0.1uF ceramic capacitor, please refer to Enclosed Switching Power Supply Application Notes for specific information.						

General Specifications

Item	Operating Conditions		Min.	Typ.	Max.	Unit		
Isolation	Input - ⊕	Electric strength test for 1min., leakage current <5mA	2000	--	--	VAC		
	Input - output		4000	--	--			
	Output - ⊕		1250	--	--			
Insulation Resistance	Input - ⊕	Ambient temperature: 25 ± 5°C Relative humidity: < 95%RH, no condensation Test voltage: 500VDC	100	--	--	MΩ		
	Input - output		100	--	--			
	Output - ⊕		100	--	--			
Operating Temperature			-40	--	+70	°C		
Storage Temperature			-40	--	+85			
Storage Humidity	Non-condensing		10	--	95	%RH		
Operating Humidity			20	--	90			
Power Derating	Operating temperature derating	With aluminum plate*	-40°C to -30°C	4.0	--	--	% / °C	
			+50°C to +70°C	2.0	--	--		
		Without aluminum plate	230VAC, others	-40°C to -30°C	4.0	--		--
				+50°C to +70°C	3.0	--		--
			230VAC, 5V & 100VAC, others; 80%Io	-40°C to -30°C	2.0	--		--
				+50°C to +70°C	2.0	--		--
	100VAC, 5V, 60%Io	+50°C to +70°C	1.0	--	--			
Input voltage derating	85VAC -100VAC	2.0	--	--	%/VAC			

MORNSUN®

MORNSUN Guangzhou Science & Technology Co., Ltd.

2023.02.14-A/3

Page 2 of 6

MORNSUN Guangzhou Science & Technology Co., Ltd. reserves the copyright and right of final interpretation

Safety Standard		GB4943.1 safety approved & EN62368-1, BS EN62368-1 (Report); Design refer to UL62368-1, EN61558-1, EN60335-1
Safety Class		CLASS I
MTBF	MIL-HDBK-217F@25°C	≥300,000 h

Note: *In order to optimize the heat dissipation performance, when the aluminum plate is used for auxiliary heat dissipation, please note: 1. The size of the aluminum plate is 450mm x 450mm x 3mm; 2. The surface of the aluminum plate must be coated with thermal grease; 3. The product must be tightly attached to the aluminum plate.

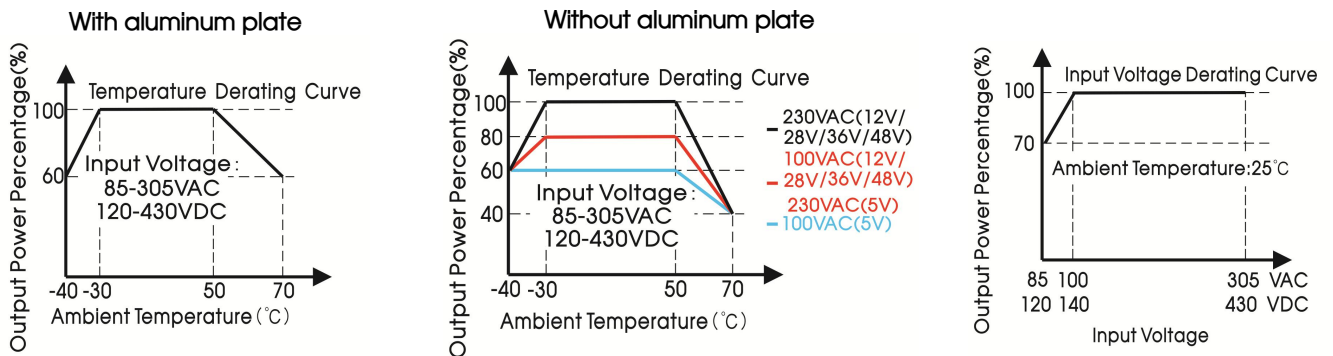
Mechanical Specifications

Case Material	Metal (AL6063, SGCC)
Dimensions	194.00mm x 55.00mm x 26.00mm
Weight	430g (Typ.)
Cooling Method	Free air convection

Electromagnetic Compatibility (EMC)

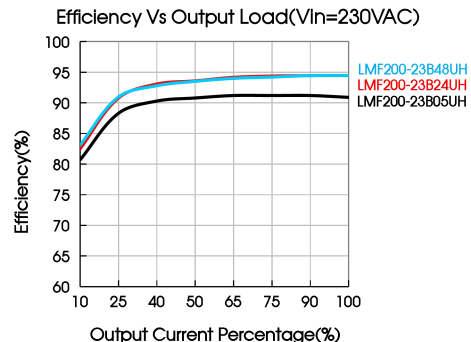
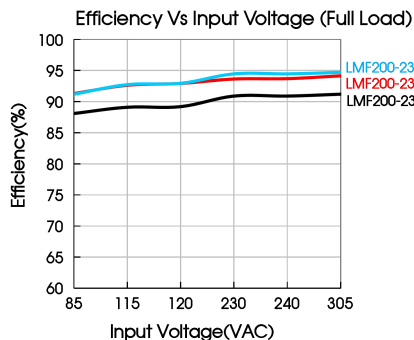
Emissions	CE (Input port)	CISPR32 EN55032 150K - 30MHz	CLASS B
	RE	CISPR32 EN55032 30MHz - 2GHz	CLASS B
	Harmonic current	IEC/EN61000-3-2	CLASS A, CLASS C and CLASS D
Immunity	ESD	IEC/EN 61000-4-2 Contact ±6KV/Air ±8KV	perf. Criteria A
	RS	IEC/EN 61000-4-3 10V/m	perf. Criteria A
	EFT	IEC/EN 61000-4-4 ±4KV	perf. Criteria A
	Surge	IEC/EN 61000-4-5 line to line ±2KV/line to PE ±4KV	perf. Criteria A
	CS	IEC/EN61000-4-6 0.15 - 80MHz 10 Vr.m.s	perf. Criteria A
	Voltage dip, short interruption and voltage variation	IEC/EN61000-4-11 0%, 70%	perf. Criteria B
	Intercom interference test	MS-SOP-DQC-007	perf. Criteria B

Product Characteristic Curve




Note: 1. With an AC input voltage between 85 -100VAC and a DC input between 120-140VDC the output power must be derated as per the temperature derating curves;

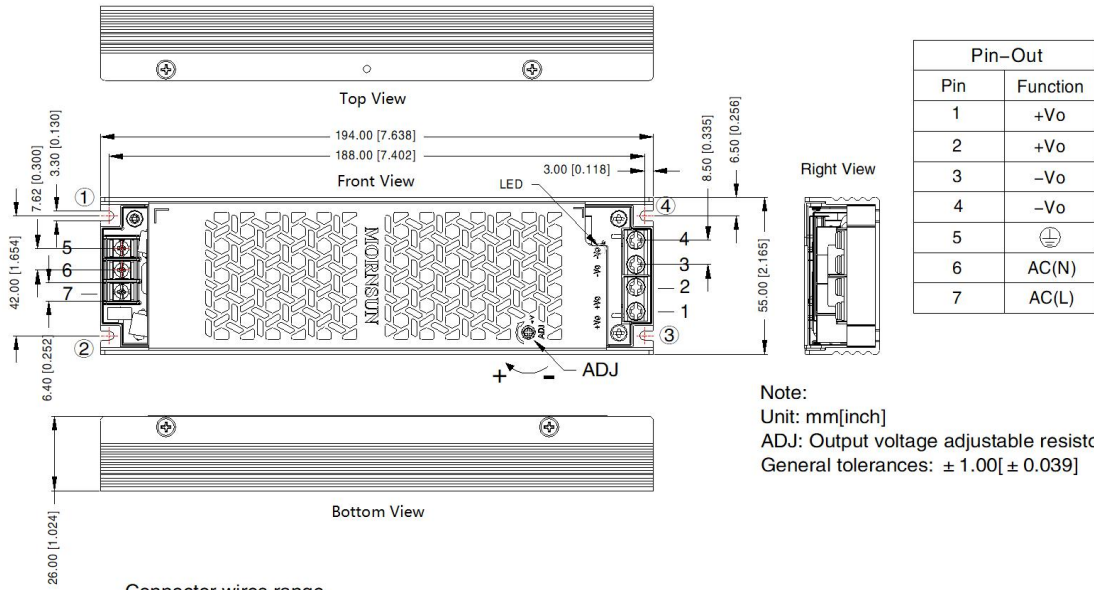
2. This product is suitable for applications using natural air cooling; for applications in closed environment please consult Mornsun FAE.



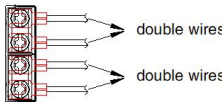
Dimensions and Recommended Layout

LMF200-23BxxUH, LMF200-23BxxUH-YW Series


THIRD ANGLE PROJECTION 

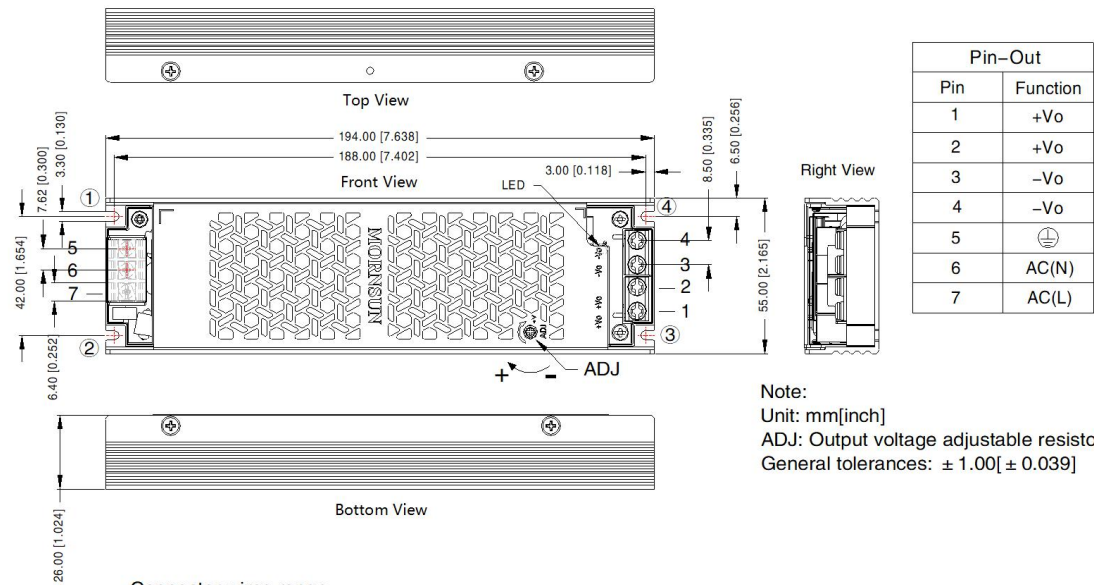


Connector wires range

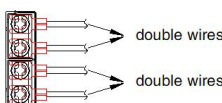
Pro. No	Input connector	Output connector (single wire)	Output connector (double wires)	Output connector (double wires) Pic.
5V	22-14AWG	No suggested	14-12AWG	
12V		14-12AWG	18-12AWG	
24/36/48V		18-12AWG	20-12AWG	
Screw/torque	M3.0, Max 0.5N · m	M3.5, Max 0.8N · m		

LMF200-23BxxUH-C Series

THIRD ANGLE PROJECTION 

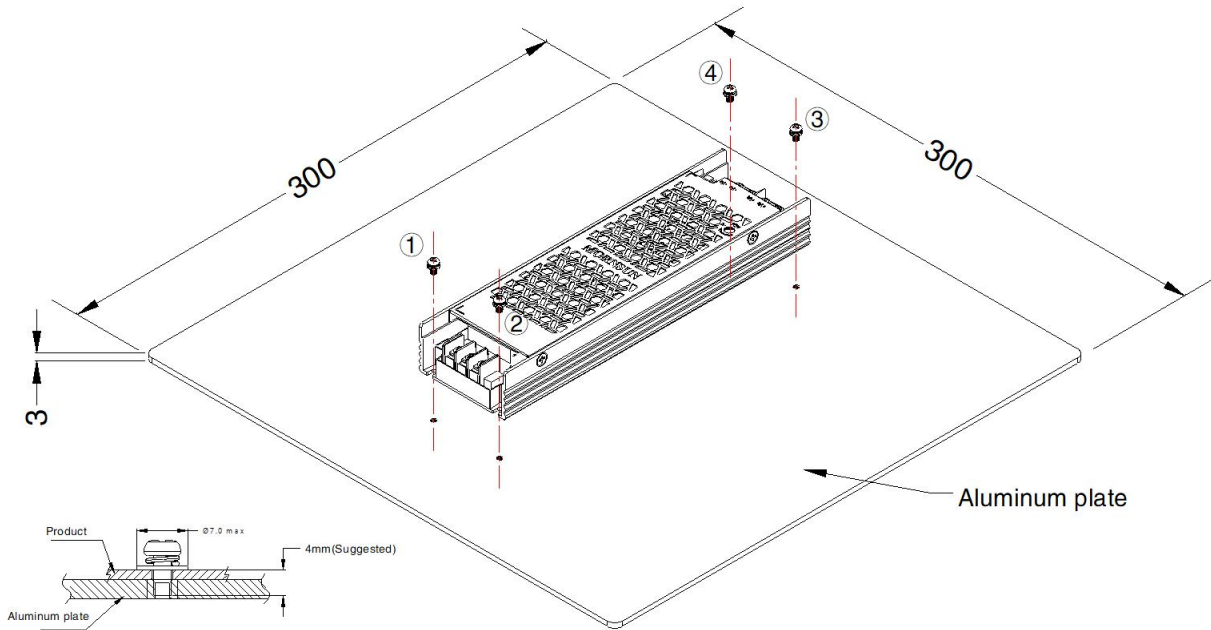


Connector wires range

Pro. No	Input connector	Output connector (single wire)	Output connector (double wires)	Output connector (double wires) Pic.
5V	22-14AWG	No suggested	14-12AWG	
12V		14-12AWG	18-12AWG	
24/36/48V		18-12AWG	20-12AWG	
Screw/torque	M3.0, Max 0.5N · m	M3.5, Max 0.8N · m		

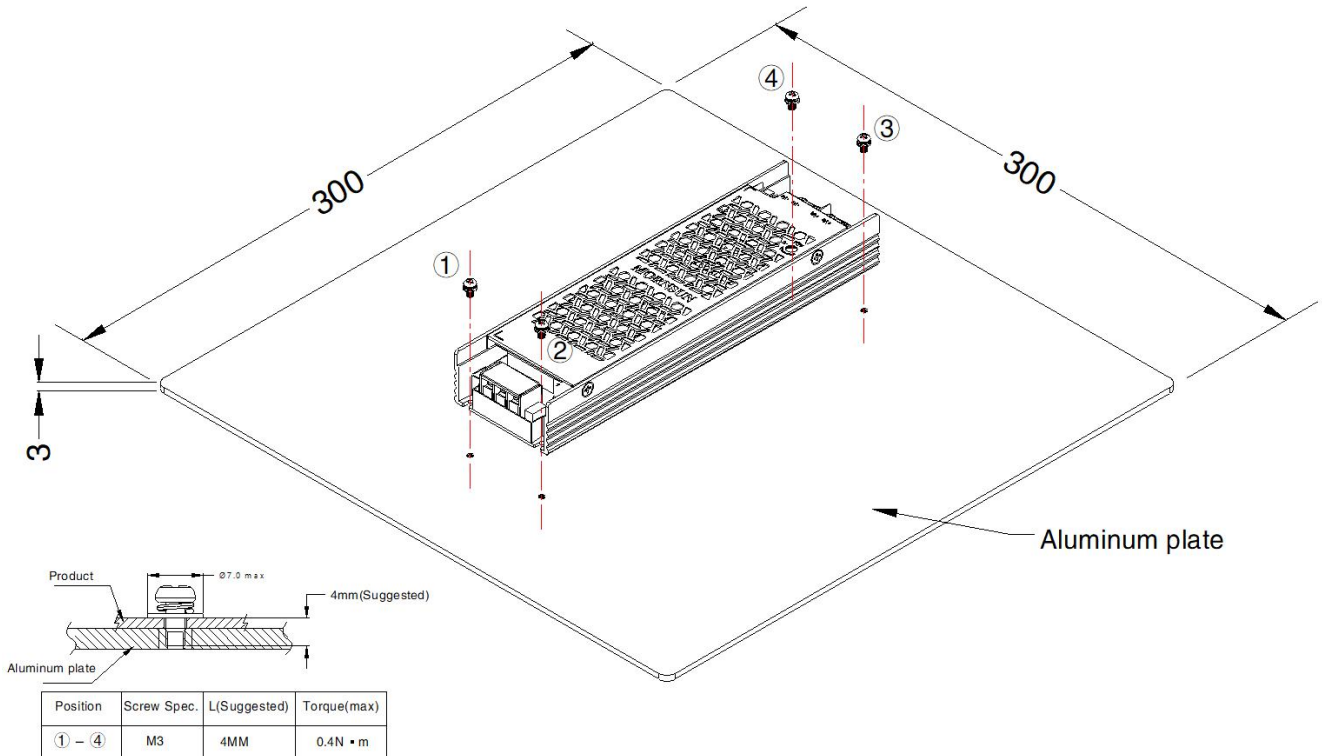
Installation Diagram

LMF200-23BxxUH, LMF200-23BxxUH-YW Series



Note: 1. In order to meet the "Derating Curve", the product testing must be installed onto an aluminum plate. The size of the suggested aluminum plate is shown as above. And for optimizing thermal performance, it is necessary to apply thermal grease on the bottom of the product.
 2. It is suggested to install the product with M3 x 5 combination screws, and the product must be firmly installed at the center of the aluminum plate.

LMF200-23BxxUH-C Series



Note: 1. In order to meet the "Derating Curve", the product testing must be installed onto an aluminum plate. The size of the suggested aluminum plate is shown as above. And for optimizing thermal performance, it is necessary to apply thermal grease on the bottom of the product.
 2. It is suggested to install the product with M3 x 5 combination screws, and the product must be firmly installed at the center of the aluminum plate.

Note:

1. For additional information on Product Packaging please refer to www.mornsun-power.com. Packaging bag number: 58220277;
2. Unless otherwise specified, parameters in this datasheet were measured under the conditions of $T_a=25^{\circ}\text{C}$, humidity<75% RH with nominal input voltage and rated output load;
3. The room temperature derating of $5^{\circ}\text{C}/1000\text{m}$ is needed for operating altitude greater than 2000m;
4. All index testing methods in this datasheet are based on our company corporate standards;
5. In order to improve the efficiency at high input voltage, there will be audible noise generated, but it does not affect product performance and reliability;
6. We can provide product customization service, please contact our technicians directly for specific information;
7. Products are related to laws and regulations: see "Features" and "EMC";
8. The out case needs to be connected to PE (\perp) of system when the terminal equipment in operating;
9. The output voltage can be adjusted by the ADJ, clockwise to increase;
10. If product involves multi-brand materials and there are differences in color etc, please refer to the standards of each manufacturer;
11. Our products shall be classified according to ISO14001 and related environmental laws and regulations, and shall be handled by qualified units;
12. The power supply is considered a component which will be installed into a terminal equipment. All EMC tests should be confirmed with the final equipment. Please consult our FAE for EMC test operation instructions.

Mornsun Guangzhou Science & Technology Co., Ltd.

Address: No. 5, Kehui St. 1, Kehui Development Center, Science Ave., Guangzhou Science City, Huangpu District, Guangzhou, P. R. China

Tel: 86-20-38601850

Fax: 86-20-38601272

E-mail: info@mornsun.cn

www.mornsun-power.com