



■ Features :

- 2 pole AC inlet IEC320-C8
- Class II power (without earth pin)
- Full output 3~48V safety approval
- Protections: Short circuit / Overload / Over voltage / Over temp.
- Fully enclosed plastic case
- Fix switching frequency and regulation
- Topology: Top switch circuit
- LED indicator for power on
- Approvals: UL / CUL / CB
- 2 years warranty



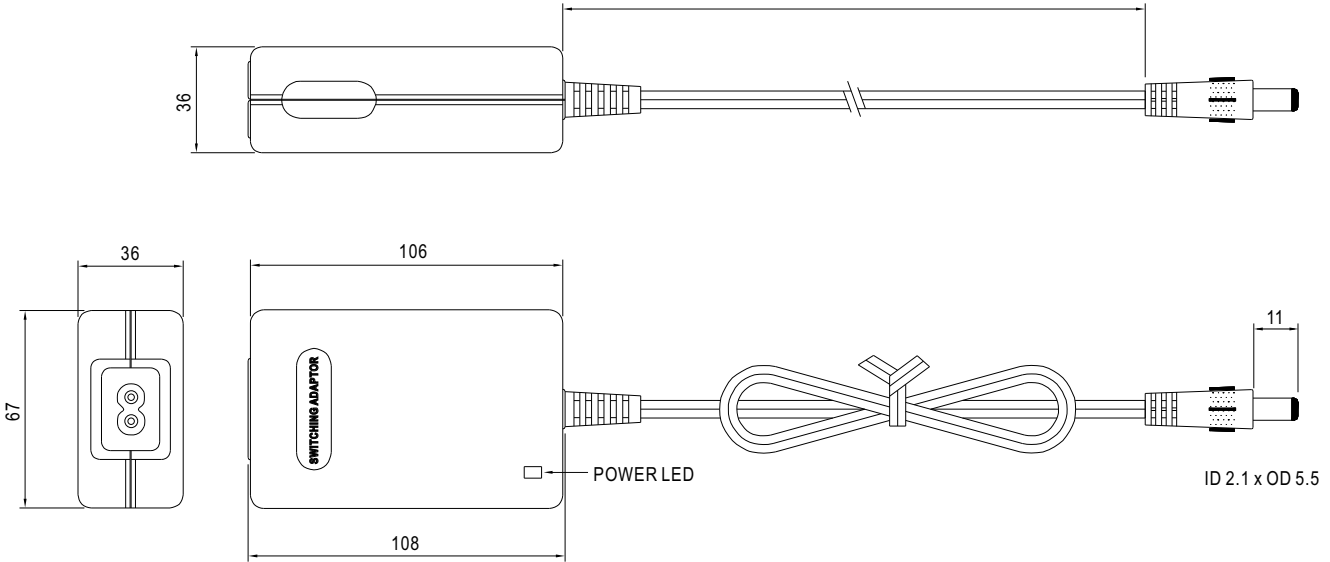
SPECIFICATION

ORDER NO.	P30B-0P2J	P30B-1P2J	P30B-1-1P2J	P30B-2P2J	P30B-3P2J	P30B-4P2J	P30B-5P2J	P30B-6P2J	P30B-8P2J		
OUTPUT	SAFETY MODEL NO.	PSU30B-0	PSU30B-1	PSU30B-1-1	PSU30B-2	PSU30B-3	PSU30B-4	PSU30B-5	PSU30B-6	PSU30B-8	
	DC VOLTAGE <small>Note.2</small>	3.3V	5V	7.5V	9V	12V	15V	18V	24V	48V	
	RATED CURRENT	3.63A	4A	3.06A	2.89A	2.25A	1.80A	1.50A	1.12A	0.56A	
	CURRENT RANGE	0 ~ 3.63A	0 ~ 4A	0 ~ 3.06A	0 ~ 2.89A	0 ~ 2.25A	0 ~ 1.80A	0 ~ 1.50A	0 ~ 1.12A	0 ~ 0.56A	
	RATED POWER	12W	20W	23W	26W	27W	27W	27W	27W	27W	
	RIPPLE & NOISE (max.) <small>Note.3</small>	50mVp-p	50mVp-p	80mVp-p	80mVp-p	80mVp-p	100mVp-p	100mVp-p	150mVp-p	150mVp-p	
	VOLTAGE ADJ. RANGE	Fixed output by internal VR									
	VOLTAGE TOLERANCE <small>Note.4</small>	±7.0%	±5.0%	±4.0%	±3.0%	±3.0%	±3.0%	±3.0%	±2.0%	±2.0%	±2.0%
	LINE REGULATION <small>Note.5</small>	±1.0%	±1.0%	±1.0%	±1.0%	±1.0%	±1.0%	±1.0%	±1.0%	±1.0%	±1.0%
	LOAD REGULATION <small>Note.6</small>	±6.0%	±4.0%	±3.0%	±2.0%	±2.0%	±2.0%	±1.0%	±1.0%	±1.0%	±1.0%
SETUP, RISE, HOLD UP TIME	200ms, 50ms, 16ms at full load										
INPUT	VOLTAGE RANGE	90 ~ 264VAC 135~370VDC									
	FREQUENCY RANGE	47~63Hz									
	EFFICIENCY (Typ.)	62%	68%	72%	74%	75%	78%	78%	80%	82%	
	AC CURRENT	0.8A / 100VAC									
	INRUSH CURRENT (max.)	COLD START < 60A peak / 230VAC									
	LEAKAGE CURRENT (max.)	0.25mA / 240VAC									
PROTECTION	OVERLOAD	150 ~ 450% rated output power Protection type : Hiccup mode, recovers automatically after fault condition is removed									
	OVER VOLTAGE	110 ~ 140% rated output voltage Protection type : Shut down o/p voltage, re-power on to recover									
	OVER TEMPERATURE	IC1 Tj 135°C Protection type : Shut down o/p voltage, recovers automatically after temperature goes down									
ENVIRONMENT	WORKING TEMP.	0 ~ +50°C (Refer to output load derating curve)									
	WORKING HUMIDITY	20% ~ 90% RH non-condensing									
	STORAGE TEMP., HUMIDITY	-20 ~ +85°C, 10 ~ 95% RH									
	TEMP. COEFFICIENT	±0.03% / °C (0 ~ 50°C)									
	VIBRATION	10 ~ 500Hz, 2G 10min./1cycle, period for 60min. each along X, Y, Z axes									
SAFETY & EMC (Note. 7)	SAFETY STANDARDS	UL1950, CSA22.2 approved									
	WITHSTAND VOLTAGE	I/P-O/P:3KVAC									
	ISOLATION RESISTANCE	I/P-O/P:100M Ohms / 500VDC / 25°C / 70% RH									
	EMI CONDUCTION & RADIATION	Compliance to EN55022(CISPR22) class B									
	HARMONIC CURRENT	Compliance to EN61000-3-2,-3									
OTHERS	EMS IMMUNITY	Compliance to EN61000-4-2,3,4,5,6,11, ENV50204, light industry level, criteria A									
	MTBF	500khrs min. MIL-HDBK-217F (25°C)									
	DIMENSION	108*67*36mm (L*W*H)									
CONNECTOR	PACKING	0.3kg; 54pcs / 20kg / CARTON									
	PLUG	Standard type P2J: 2.1φ * 5.5φ * 11mm, center positive for stock ; Other type available by customer requested									
CABLE	CABLE	Standard type see page2 ; Other type available by customer requested									
	NOTE	1.All parameters are specified at 230VAC input, rated load, 25°C 70% RH ambient. 2.DC voltage: The output voltage set at point measure by plug terminal & 50% load. 3.Ripple & noise are measured at 20MHz by using a 12" twisted pair terminated with a 0.1uf & 47uf capacitor. 4.Tolerance: includes set up tolerance, line regulation, load regulation. 5.Line regulation is measured from low line to high line at rated load. 6.Load regulation is measured from 0% to 100% rated load. 7.The power supply is considered a component which will be installed into a final equipment. The final equipment must be re-confirmed that it still meets EMC directives.									

**Mechanical Specification**

Unit:mm

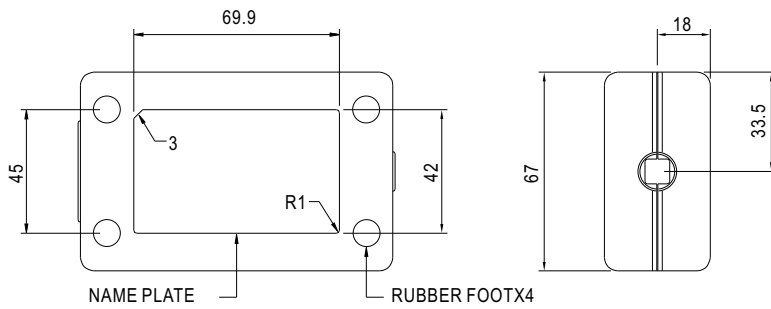
16AWG SPT-2 1230 +100/-0 for 3.3V  
 18AWG SPT-1 1530 +100/-0 for 5V  
 18AWG SPT-1 1830 +100/-0 for others



**Plug Assignment**

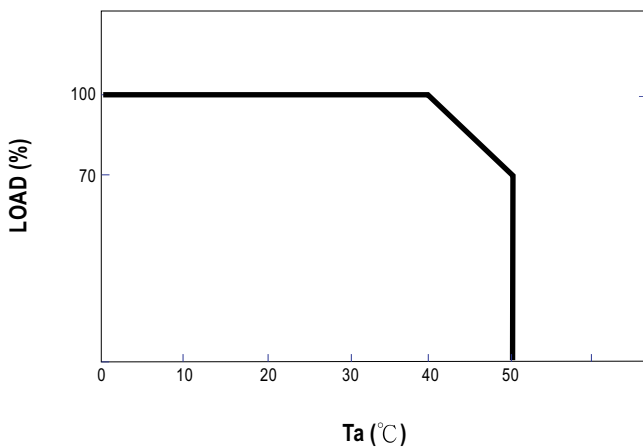
Standard plug: P2J (option)

P2J	
P/N	OUTPUT
CENTER	+



NAME PLATE RUBBER FOOTX4

**Derating Curve**



**Static Characteristics**

