



Микро-Чип
электронные компоненты

Наличие и актуальные цены на

РА-120Р-13С

<https://www.icmicro.ru/store/РА-120Р-13С/>



■ Features :

- AC input range selected by switch
- Built-in passive PFC function compliance to BS EN/EN61000-3-2
- With AC ON-OFF switch
- 3 poles AC inlet with fuse holder
- Protections: Short circuit / Overload / Over voltage / Over temperature
- Charger type can be selected (Optional)
- Charger for lead-acid batteries
- 2 color LED loading indicator
- Open frame models available (Without safety approval)
- Low cost, High reliability
- 2 years warranty

■ GTIN CODE

MW Search: <https://www.meanwell.com/serviceGTIN.aspx>



S:Power Supply
A:Voltage detector
B:Current detector

P:With PFC
N:None PFC

□:O.D.M. number

P:Open P.C.B.
C:With case

13:13.8V
27:27.6V
54:55.2V

SPECIFICATION

MODEL	PA/PB-120□-13□	PA/PB-120□-27□	PA/PB-120□-54□	
OUTPUT	DC VOLTAGE	13.8V	27.6V	55.2V
	RATED CURRENT	7.2A	4.3A	2.2A
	CURRENT RANGE	0 ~ 7.2A	0 ~ 4.3A	0 ~ 2.2A
	RATED POWER	99.36W	118.68W	121.44W
	LED INDICATED	PA series voltage 105% ± 1% ↓ : RED / 105% ± 1% ↑ :GREEN PB series load 46% ± 10% ↓ : GREEN / 46% ± 10% ↑ :RED		
INPUT	VOLTAGE RANGE	88 ~ 132VAC / 176 ~ 264VAC selected by switch		248 ~ 370VDC
	FREQUENCY RANGE	47 ~ 63Hz		
	POWER FACTOR (Typ.)	>0.65 (with PFC series)		
	EFFICIENCY (Typ.)	73%	79%	79%
	AC CURRENT (Typ.)	3A/115VAC	1.5A/230VAC	
	INRUSH CURRENT (Typ.)	COLD START 25A/115VAC		50A/230VAC
LEAKAGE CURRENT	<1.5mA / 240VAC			
PROTECTION	OVERLOAD	90 ~ 110% rated output power Protection type : Constant current limiting, recovers automatically after fault condition is removed		
	OVER VOLTAGE	15 ~ 17V	30 ~ 35V	60 ~ 66V
	OVER TEMPERATURE	RTH2 ≥ 70°C ± 10°C detect on RTH2 thermistor Protection type : Shut down o/p voltage, recovers automatically after temperature goes down		
ENVIRONMENT	WORKING TEMP.	-10 ~ +45°C (Refer to "Derating Curve")		
	WORKING HUMIDITY	20 ~ 90% RH non-condensing		
	STORAGE TEMP., HUMIDITY	-20 ~ +85°C, 10 ~ 95% RH		
	TEMP. COEFFICIENT	±0.05%/°C (0 ~ 45°C)		
	VIBRATION	10 ~ 500Hz, 2G 10min./1cycle, 60min. each along X, Y, Z axes		
SAFETY & EMC (Note 4)	SAFETY STANDARDS	UL60950-1, LVD BS EN/EN62368-1, EAC TP TC 004 approved		
	WITHSTAND VOLTAGE	I/P-O/P:3KVAC I/P-FG:2.0KVAC O/P-FG:0.5KVAC		
	ISOLATION RESISTANCE	I/P-O/P, I/P-FG, O/P-FG:100M Ohms / 500VDC / 25°C / 70% RH		
	EMC EMISSION	Compliance to BS EN/EN55032 (CISPR32) Class B, BS EN/EN61000-3-2,-3, EAC TP TC 020		
OTHERS	EMC IMMUNITY	Compliance to BS EN/EN61000-4-2,3,4,5,6,8,11, BS EN/EN55035, light industry level, EAC TP TC 020		
	MTBF	PA-120: 1628.2K hrs min. Telcordia SR-332 (Bellcore) ; 246.9K hrs min. MIL-HDBK-217F (25°C)	PB-120: 1754.9K hrs min. Telcordia SR-332 (Bellcore) ; 266.7K hrs min. MIL-HDBK-217F (25°C)	
	DIMENSION	PCB Type:144*90*33mm External case type:180*96*49mm (L*W*H)		
PACKING	External case type: 1.1Kg; 16pcs / 17.9Kg / 1.56CUFT(without PFC)		1.24Kg; 16pcs / 20.1Kg / 1.56CUFT(with PFC)	
	PCB Type : 0.36Kg; 36pcs / 14Kg / 0.99CUFT(without PFC)		0.5Kg; 36pcs / 19Kg / 0.99CUFT(with PFC)	
NOTE	<ol style="list-style-type: none"> 1. All parameters NOT specially mentioned are measured at 230VAC input, rated load and 25°C of ambient temperature. 2. Ripple & noise are measured at 20MHz of bandwidth by using a 12" twisted pair-wire terminated with a 0.1 μF & 47 μF parallel capacitor. 3. Tolerance : includes set up tolerance, line regulation and load regulation. 4. The power supply is considered a component which will be installed into a final equipment. The final equipment must be re-confirmed that it still meets EMC directives.(as available on https://www.meanwell.com/Upload/PDF/EMI_statement_en.pdf) 5. With PFC I/P range: 95~132VAC/190~264VAC. 6. For open P.C.B. WITH 17.8CFM min. Forced air. 7. The ambient temperature derating of 3.5°C/1000m with fanless models and of 5°C/1000m with fan models for operating altitude higher than 2000m(6500ft). <p>※ Product Liability Disclaimer : For detailed information, please refer to https://www.meanwell.com/serviceDisclaimer.aspx</p>			

Case No. PS-120A

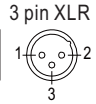
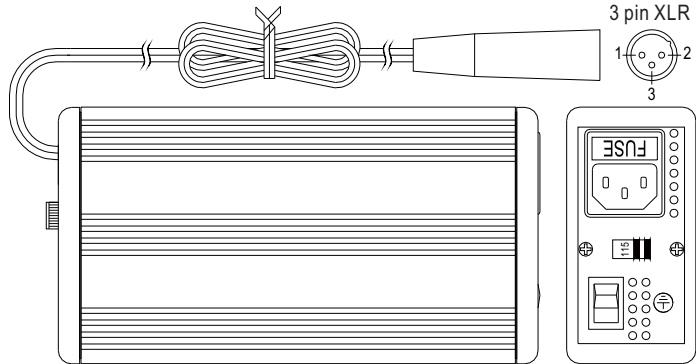
Mechanical Specification

(Unit: mm , tolerance ± 1 mm)

CASE:

Output cable length=183cm \pm 5cm

Pin No.	Assignment
1	DC OUTPUT +V
2,3	DC OUTPUT -V



PCB:

AC Input Connector (CN1) : JST B3P-VH or equivalent

Pin No.	Assignment	Mating Housing	Terminal
1	AC/L	JST VHR or equivalent	JST SVH-21T-P1.1 or equivalent
2	No Pin		
3	AC/N		

DC Output Connector (CN3) : JST B4P-VH or equivalent

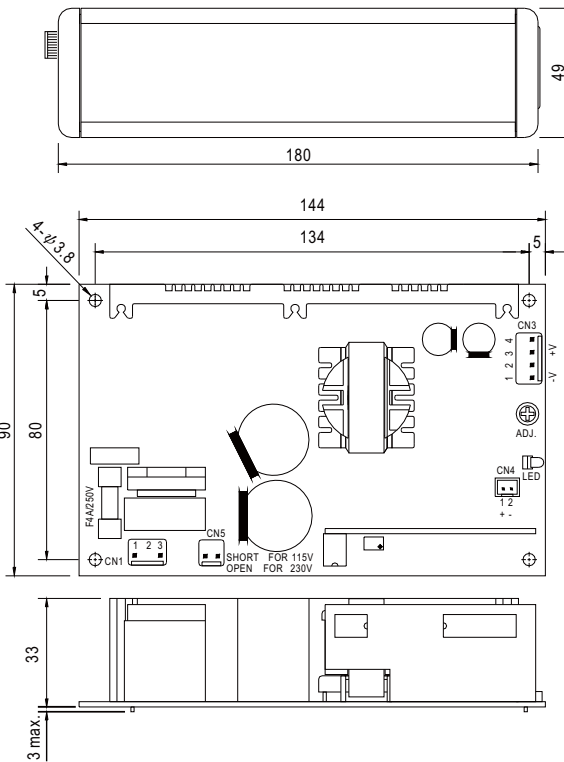
Pin No.	Assignment	Mating Housing	Terminal
1,2	-V	JST VHR or equivalent	JST SVH-21T-P1.1 or equivalent
3,4	+V		

12VDC FAN Output Connector (CN4) : JST B2B-XH or equivalent

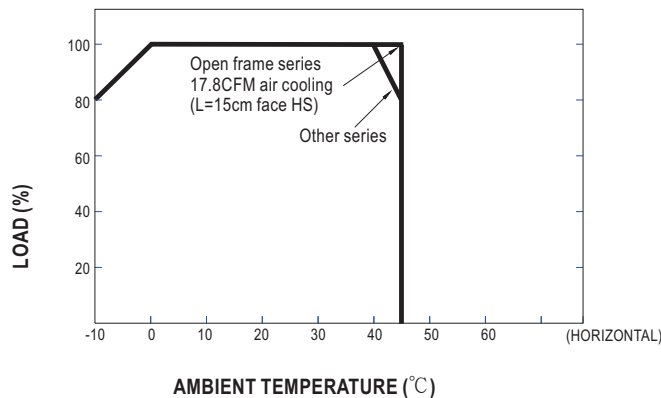
Pin No.	Assignment	Mating Housing	Terminal
1	+V	JST XHP or equivalent	JST SXH-001T-P0.6 or equivalent
2	-V		

115/230V selected by switch Connector (CN5) : JST B2P-VH or equivalent

Switch	Assignment	Mating Housing	Terminal
115V	Short	JST VHR or equivalent	JST SVH-21T-P1.1 or equivalent
230V	Open		



Derating Curve



Charging Curve

