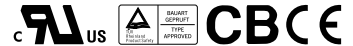




■ Features :

- Protections: Short circuit/Over load/Over voltage
- Cooling by free air convection
- LED indicator for power on
- 100% full load burn-in test
- All using 105°C long life electrolytic capacitors
- Withstand 300VAC surge input for 5 second
- High operating temperature up to 70°C
- Withstand 5G vibration test
- High efficiency, long life and high reliability
- 3 years warranty

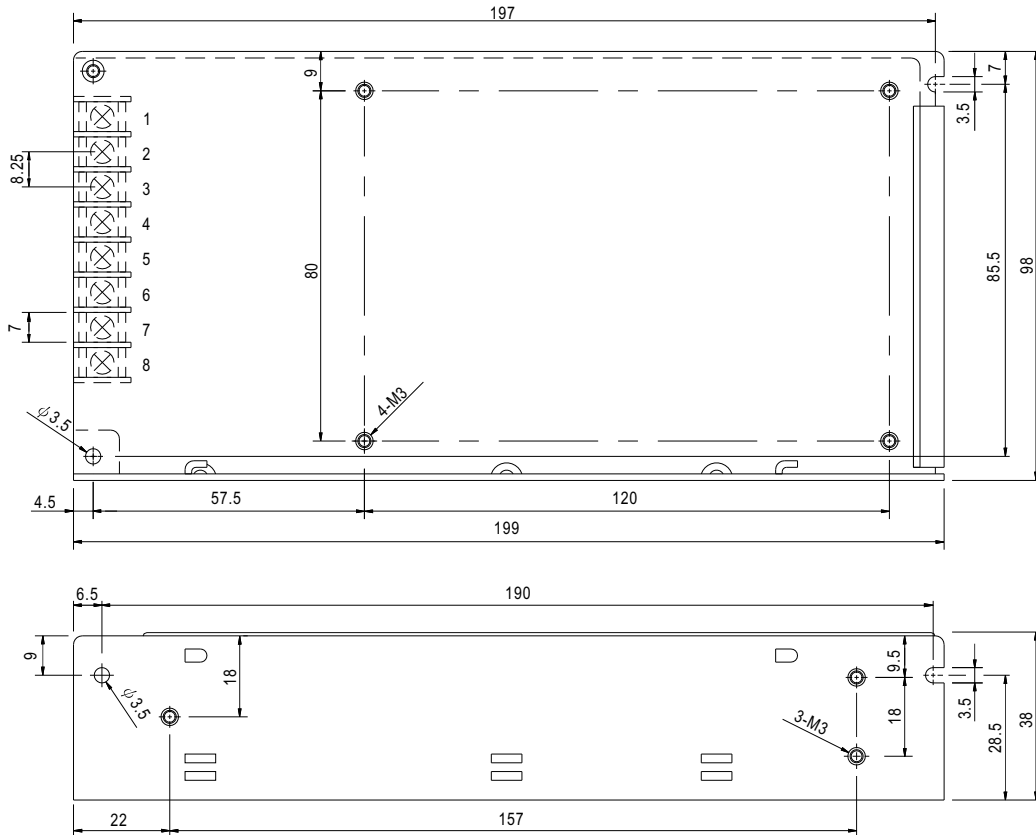


SPECIFICATION

MODEL	RQ-125B				RQ-125C				RQ-125D					
OUTPUT	OUTPUT NUMBER	CH1	CH2	CH3	CH4	CH1	CH2	CH3	CH4	CH1	CH2	CH3	CH4	
	DC VOLTAGE	5V	12V	-5V	-12V	5V	15V	-5V	-15V	5V	12V	24V	-12V	
	RATED CURRENT	11A	4.5A	1A	0.5A	10A	4A	1A	0.5A	8A	2.5A	2A	0.5A	
	CURRENT RANGE <small>Note.6</small>	2 ~ 12A	0.5 ~ 4.5A	0.1 ~ 1A	0 ~ 1A	2 ~ 12A	0.5 ~ 4A	0.1 ~ 1A	0 ~ 1A	2 ~ 12A	0.5 ~ 4A	0.1 ~ 2.5A	0 ~ 1A	
	RATED POWER <small>Note.6</small>	120W				122.5W				124W				
	RIPPLE & NOISE (max.) <small>Note.2</small>	80mVp-p	120mVp-p	80mVp-p	80mVp-p	80mVp-p	120mVp-p	80mVp-p	80mVp-p	80mVp-p	80mVp-p	120mVp-p	150mVp-p	80mVp-p
	VOLTAGE ADJ. RANGE	CH1: 4.75 ~ 5.5V				CH1: 4.75 ~ 5.5V				CH1: 4.75 ~ 5.5V				
	VOLTAGE TOLERANCE <small>Note.3</small>	±2.0%	+8,-3%	+6,-10%	±5.0%	±2.0%	+8,-3%	+6,-10%	±5.0%	±2.0%	+8,-3%	+8.0%	±5.0%	
	LINE REGULATION <small>Note.4</small>	±0.5%	±1.0%	±1.0%	±1.0%	±0.5%	±1.0%	±1.0%	±1.0%	±0.5%	±1.0%	±1.0%	±1.0%	
	LOAD REGULATION <small>Note.5</small>	±1.0%	±3.0%	±6.0%	±2.0%	±1.0%	±3.0%	±6.0%	±2.0%	±1.0%	±3.0%	±5.0%	±2.0%	
SETUP, RISE TIME	500ms, 20ms/230VAC				1200ms, 30ms/115VAC at full load									
HOLD TIME (Typ.)	36ms/230VAC				30ms/115VAC at full load									
INPUT	VOLTAGE RANGE	88 ~ 132VAC / 176 ~ 264VAC selected by switch				248 ~ 373VDC (Withstand 300VAC surge for 5sec. Without damage)								
	FREQUENCY RANGE	47 ~ 63Hz												
	EFFICIENCY (Typ.)	79%				80%				82%				
	AC CURRENT (Typ.)	3A/115VAC		2A/230VAC										
	INRUSH CURRENT (Typ.)	COLD START 40A/230VAC												
	LEAKAGE CURRENT	<2mA / 240VAC												
PROTECTION	OVER LOAD	110 ~ 150% rated output power				Protection type : Hiccup mode, recovers automatically after fault condition is removed								
	OVER VOLTAGE	CH1: 5.75 ~ 6.75V				Protection type : Hiccup mode, recovers automatically after fault condition is removed								
ENVIRONMENT	WORKING TEMP.	-25 ~ +70°C (Refer to output load derating curve)												
	WORKING HUMIDITY	20 ~ 90% RH non-condensing												
	STORAGE TEMP., HUMIDITY	-40 ~ +85°C, 10 ~ 95% RH												
	TEMP. COEFFICIENT	±0.03%/°C (0 ~ 50°C) on +5V output												
	VIBRATION	10 ~ 500Hz, 5G 10min./1cycle, period for 60min. each along X, Y, Z axes												
SAFETY & EMC (Note 7)	SAFETY STANDARDS	UL60950-1, TUV EN60950-1 Approved												
	WITHSTAND VOLTAGE	I/P-O/P: 3KVAC		I/P-FG: 1.5KVAC		O/P-FG: 0.5KVAC								
	ISOLATION RESISTANCE	I/P-O/P, I/P-FG, O/P-FG: 100M Ohms/500VDC												
	EMI CONDUCTION & RADIATION	Compliance to EN55022 (CISPR22) Class B												
	HARMONIC CURRENT	Compliance to EN61000-3-2,-3												
OTHERS	EMS IMMUNITY	Compliance to EN61000-4-2,3,4,5,6,8,11; ENV50204, EN61000-6-2 (EN50082-2) heavy industry level, criteria A												
	MTBF	203.1Khrs min. MIL-HDBK-217F (25°C)												
	DIMENSION	199*98*38mm (L*W*H)												
	PACKING	0.7Kg, 20pcs/14Kg/0.8CUFT												
NOTE	<ol style="list-style-type: none"> <li>1. All parameters NOT specially mentioned are measured at 230VAC input, rated load and 25°C of ambient temperature.</li> <li>2. Ripple &amp; noise are measured at 20MHz of bandwidth by using a 12" twisted pair-wire terminated with a 0.1uF &amp; 47uF parallel capacitor.</li> <li>3. Tolerance : includes set up tolerance, line regulation and load regulation.</li> <li>4. Line regulation is measured from low line to high line at rated load.</li> <li>5. Load regulation is measured from 20% to 100% rated load, and other output at 60% rated load.</li> <li>6. Each output can work within current range. But total output power can't exceed rated output power.</li> <li>7. The power supply is considered a component which will be installed into a final equipment. The final equipment must be re-confirmed that it still meets EMC directives.</li> <li>8. Length of set up time is measured at cold first start. Turning ON/OFF the power supply very quickly may lead to increase of the set up time.</li> </ol>													

■ Mechanical Specification

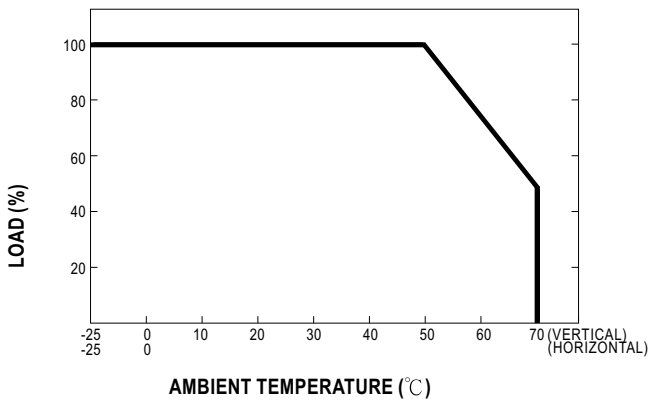
Case No. 902 Unit:mm



Terminal Pin. No Assignment

Pin No.	Assignment	Pin No.	Assignment	Pin No.	Assignment
1	AC/L	4	DC OUTPUT -V4	7	DC OUTPUT COM
2	AC/N	5	DC OUTPUT V3	8	DC OUTPUT +V1
3	FG $\perp$	6	DC OUTPUT +V2		

■ Derating Curve



■ Static Characteristics

